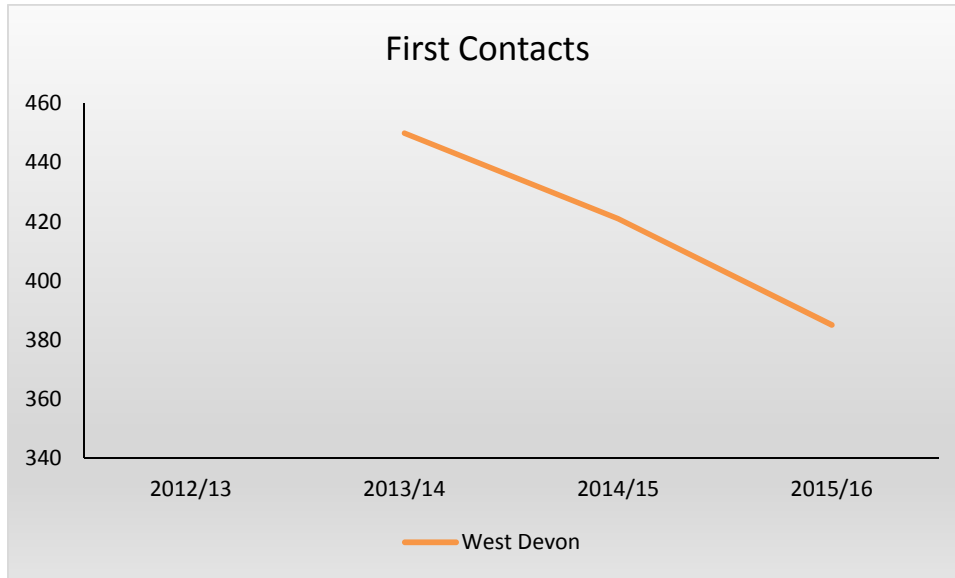


Homeless Strategy Evidence Base West Devon

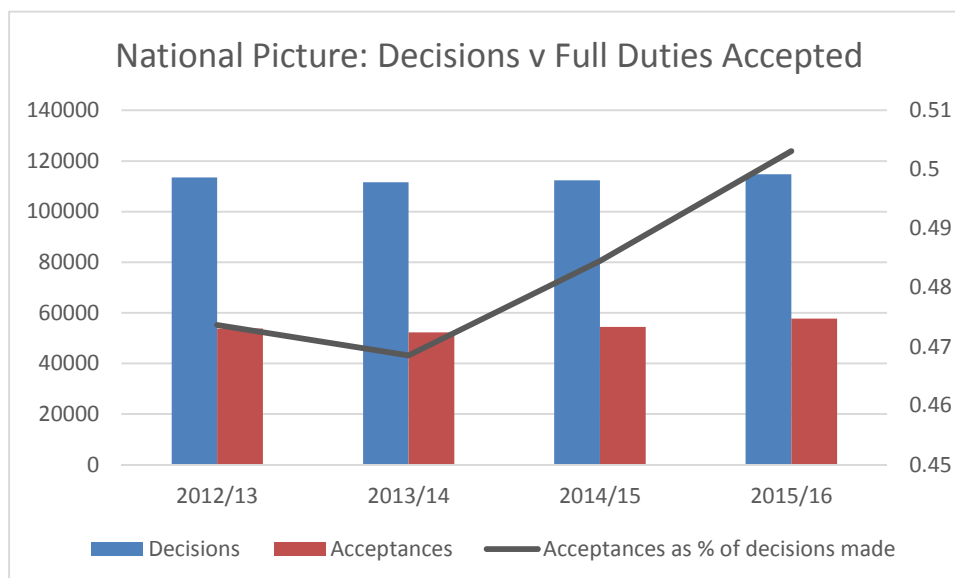
First Contacts

	1st Contacts
2012/13	Incomplete data
2013/14	450
2014/15	421
2015/16	385

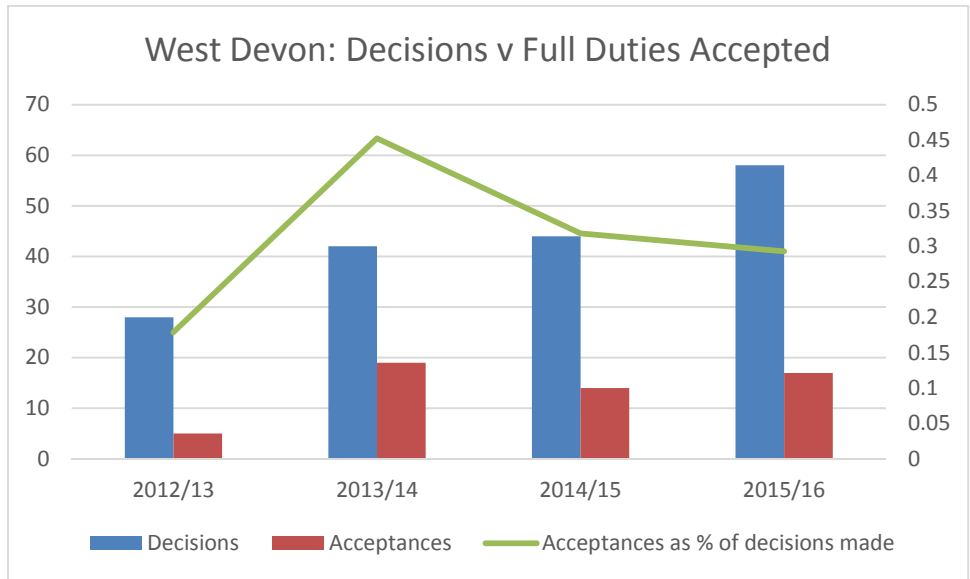


Homeless Applications/Acceptances

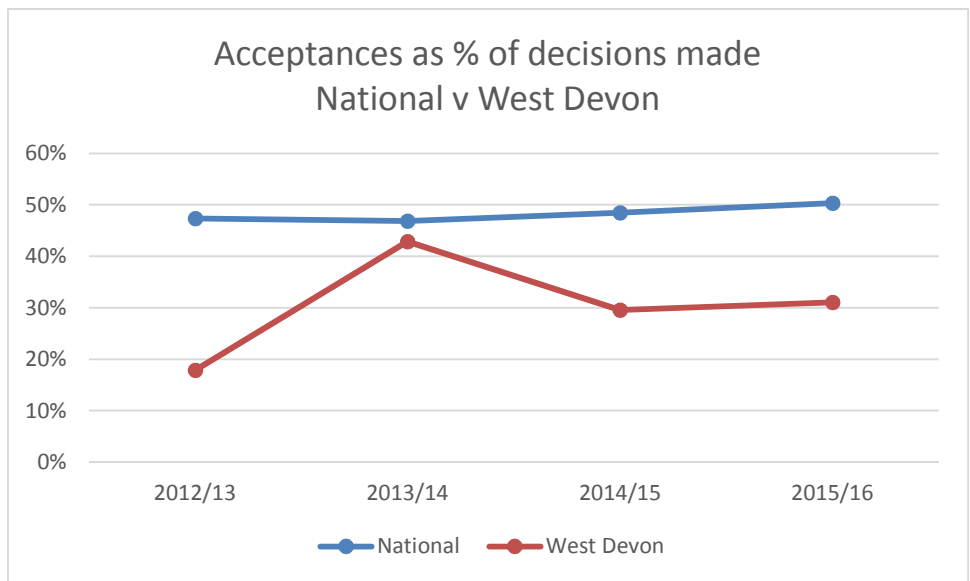
National Picture	Homeless Decisions	Full Duties Accepted	Acceptances as % of decisions
2012/13	113520	53770	47%
2013/14	111610	52290	47%
2014/15	112340	54430	48%
2015/16	114770	57740	50%



West Devon	Homeless Decisions	Full Duties Accepted	Acceptances as % of decisions
2012/13	28	5	18%
2013/14	42	18	43%
2014/15	44	13	30%
2015/16	58	18	31%



Acceptances as % of decisions made		
	National	West Devon
2012/13	47%	18%
2013/14	47%	43%
2014/15	48%	30%
2015/16	50%	31%

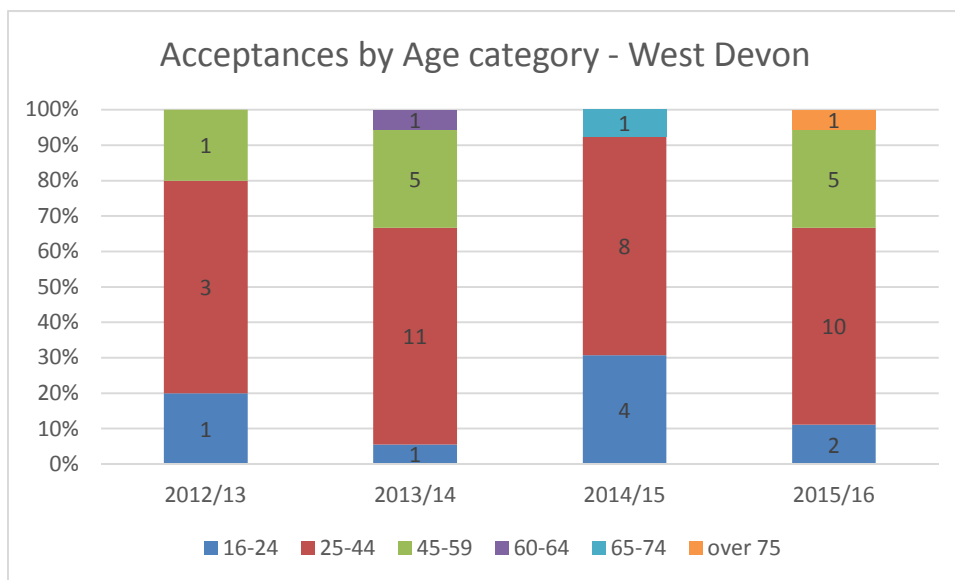


Homeless Decisions by Household type

	Families/Couple		Singles	
	Full Duty	Duty Not Accepted	Full Duty	Duty Not Accepted
2012/13	3	9	2	15
2013/14	10	12	8	13
2014/15	6	7	7	21
2015/16	7	14	4	16

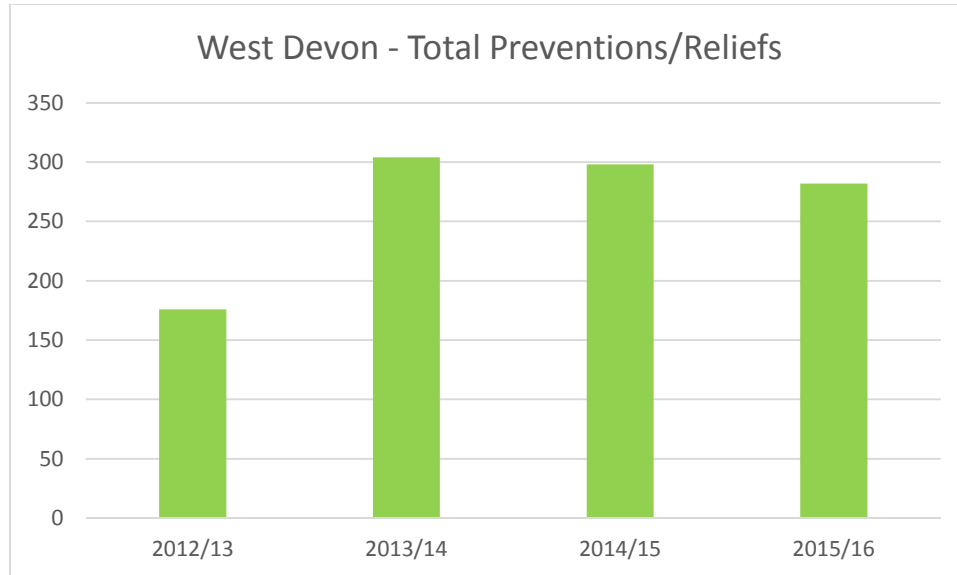
Acceptances by age category

	16-24	25-44	45-59	60-64	65-74	Over 75	Total
2012/13	1	3	1	0	0	0	5
2013/14	1	11	15	1	0	0	18
2014/15	4	8	0	0	1	0	13
2015/16	2	10	5	0	0	1	18



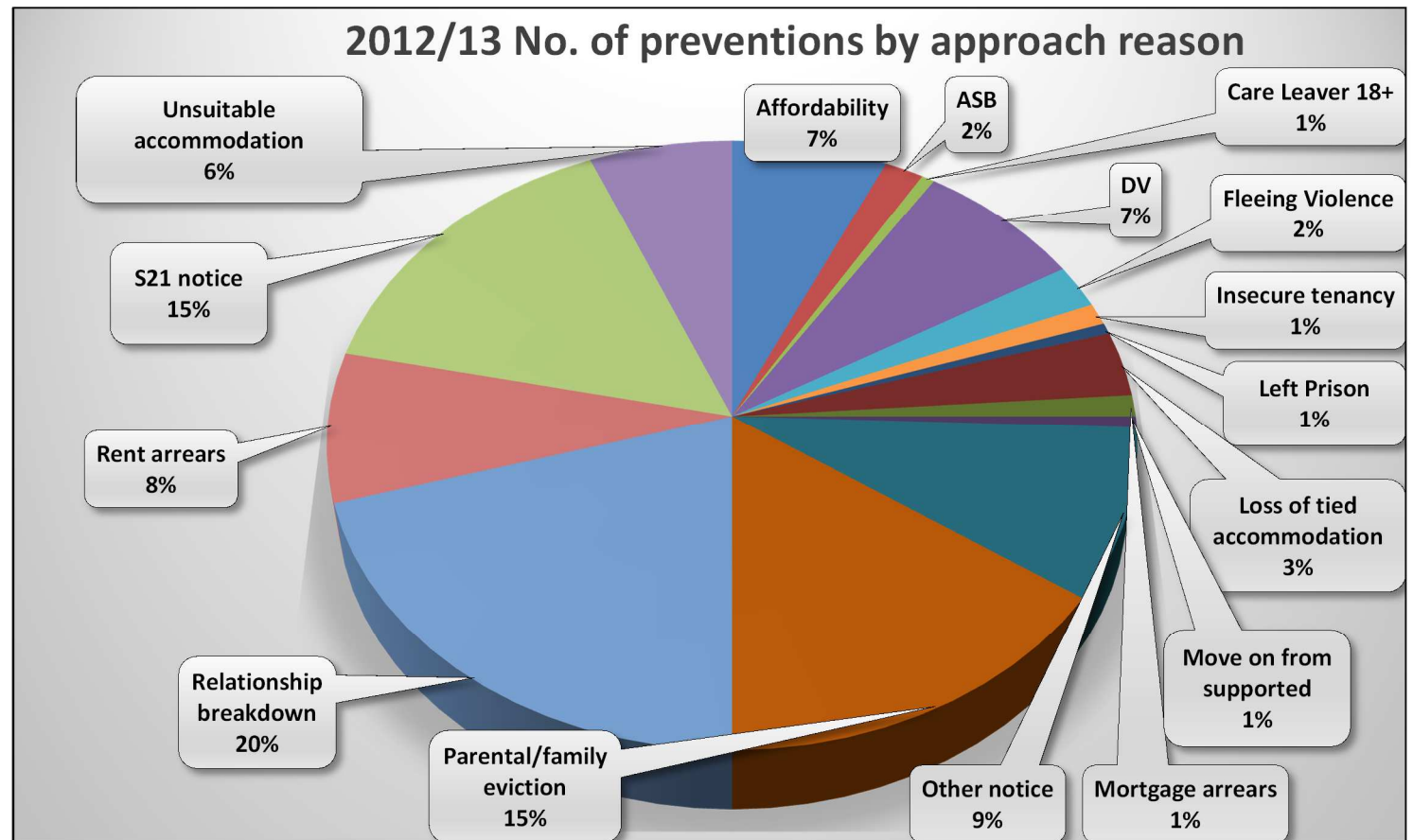
Homeless Preventions

	Homeless Preventions/Reliefs
2012/13	176
2013/14	304
2014/15	298
2015/16	282

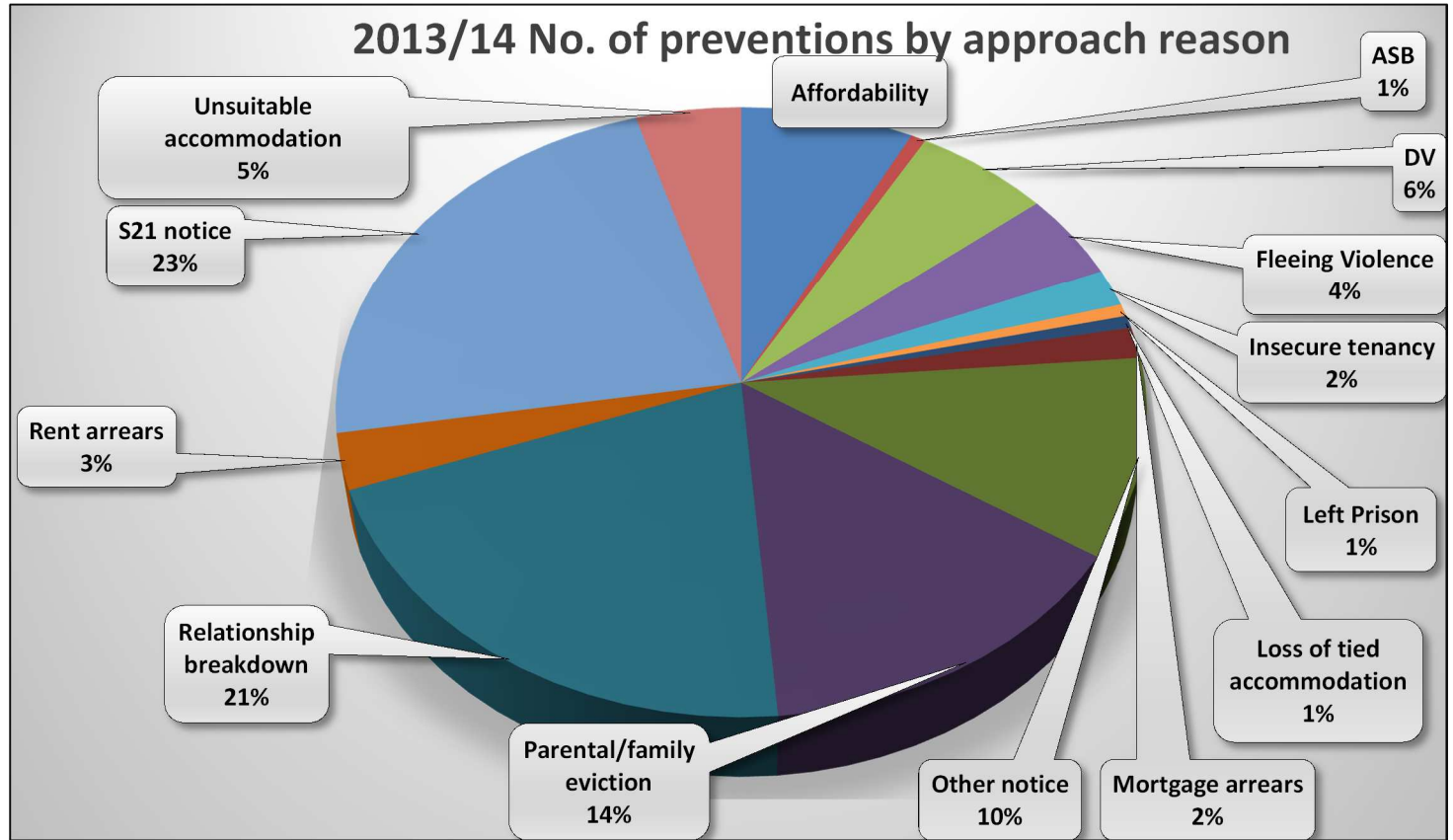


West Devon Prevention reasons for approach

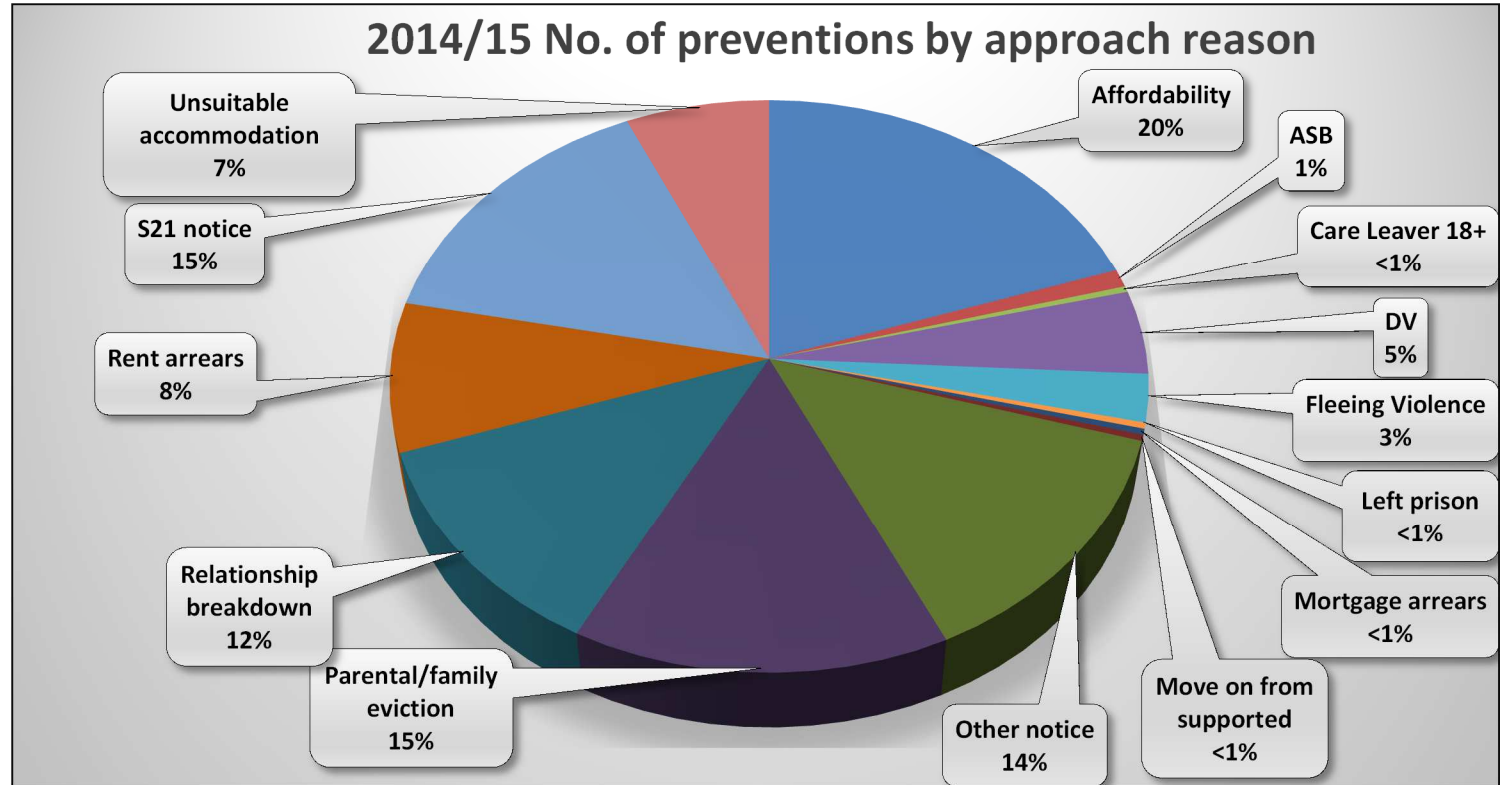
2012/13	
Reasons for approach	No. of preventions
Affordability	12
ASB	3
Care Leaver 18+	1
DV	13
Fleeing Violence	4
Insecure tenancy	2
Left Prison	1
Loss of tied accommodation	6
Mortgage arrears	2
Move on from supported	1
Other notice	16
Parental/family eviction	27
Relationship breakdown	36
Rent arrears	14
S21 notice	27
Unsuitable accommodation	11



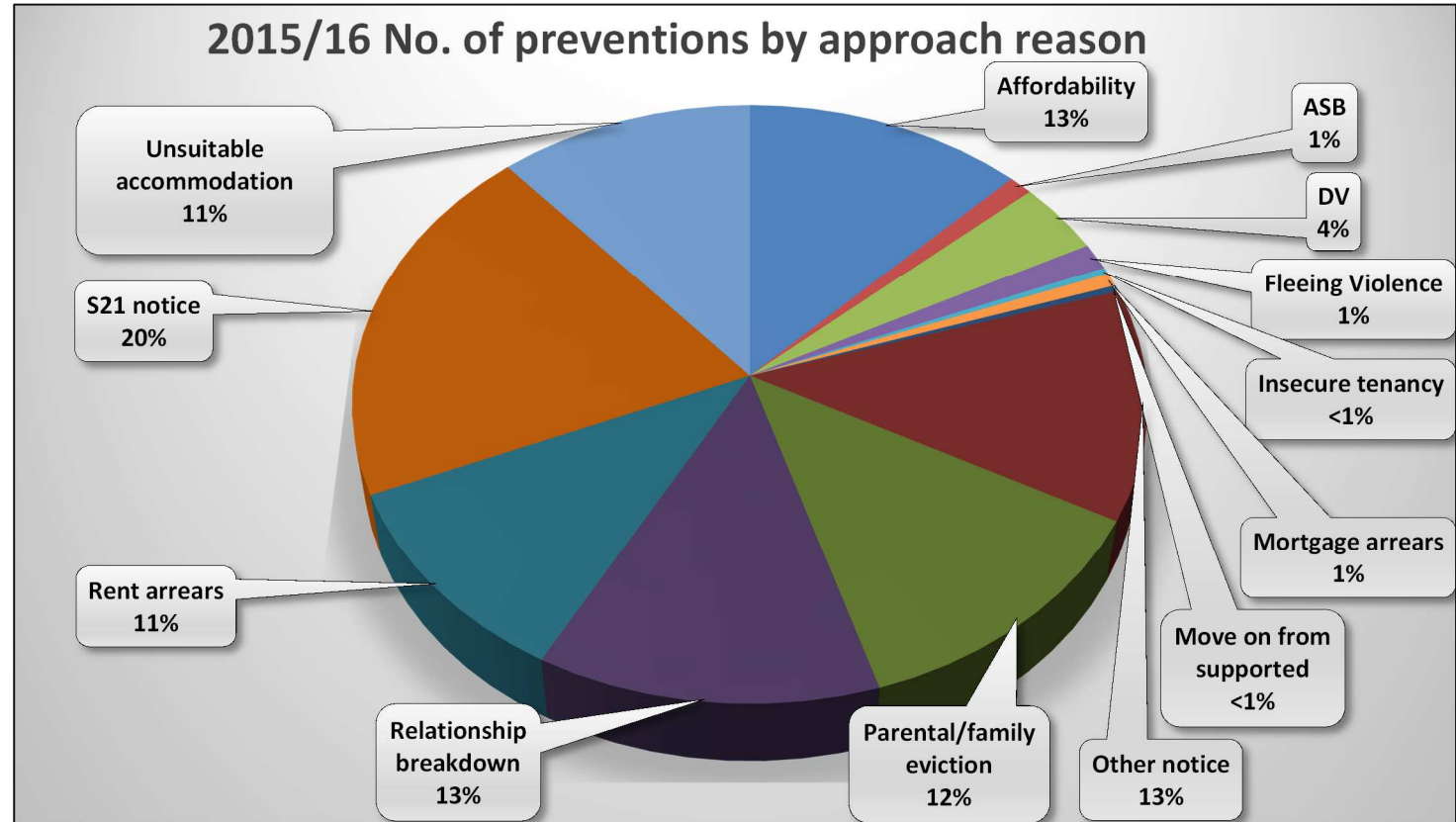
2013/14	
Reasons for approach	No. of preventions
Affordability	23
ASB	2
DV	18
Fleeing Violence	14
Insecure tenancy	6
Left Prison	2
Loss of tied accommodation	2
Mortgage arrears	5
Other notice	32
Parental/family eviction	44
Relationship breakdown	63
Rent arrears	9
S21 notice	70
Unsuitable accommodation	14



2014/15	
Reasons for approach	No. of preventions
Affordability	59
ASB	3
Care Leaver 18+	1
DV	14
Fleeing Violence	8
Left prison	1
Mortgage arrears	1
Move on from supported	1
Other notice	40
Parental/family eviction	44
Relationship breakdown	36
Rent arrears	25
S21 notice	45
Unsuitable accommodation	20

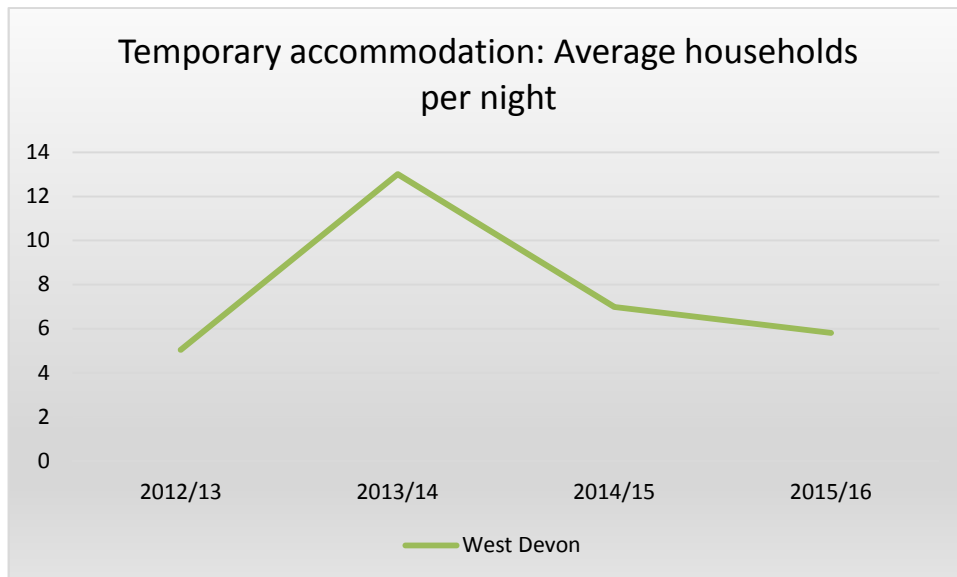
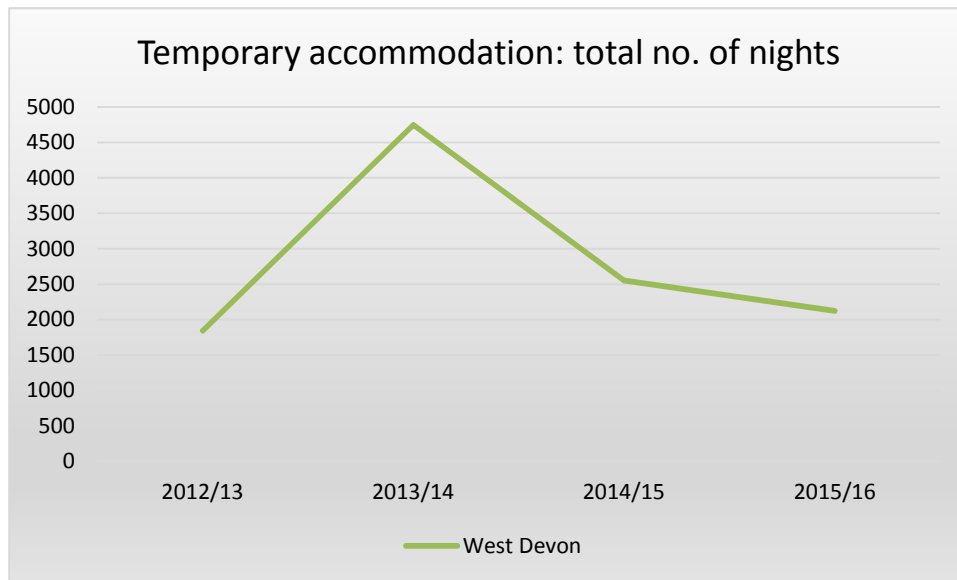


2015/16	
Reasons for approach	No. of preventions
Affordability	35
ASB	3
DV	11
Fleeing Violence	4
Insecure tenancy	1
Mortgage arrears	2
Move on from supported	1
Other notice	35
Parental/family eviction	35
Relationship breakdown	36
Rent arrears	30
S21 notice	56
Unsuitable accommodation	32



Temporary accommodation use

	Total nights of temp used	Average households in temp per night
2012/13	1843	5.04
2013/14	4748	13.01
2014/15	2552	6.99
2015/16	2121	5.81



Snapshot numbers in temp

	No. in temp on 31 st March
2014	9
2015	7
2016	11

Homeless acceptances by Priority Need Reason

West Devon	2012/13	2013/14	2014/15	2015/16
Includes dependent children	1	9	6	8
Mental Illness	2	5	4	2
Physical disability	1	1	2	5
Expecting - no other children	0	0	0	1
Fled due to violence	0	1	0	1
Care Leaver 18-20	1	0	1	0
16 or 17 year old	0	1	0	0
Alcohol dependency	0	1	0	1

Youth Homeless Approaches

	West Devon
2013/14	16
2014/15	15
2015/16	12

